



Welcome to Nevada Camera Club Member Area Access Guide

Launch: May, 2026



Site Design Overview

There are three features to the website

- **Public Facing** – No Password needed
 - The landing place for visitors and members
 - A window into what Nevada Camera Club offers
 - Browse general information about the club
 - Easy access to the **Member-only** Competition Entry website from every page
- **Member Area** – Password Protected
 - Stay Informed and Up-to-Date on NCC Inside page
 - Access NCC Resources and materials
 - Stay connected with **Member-only** club activities
 - Easy access to the **Member-only** Competition Entry website from every page
 - View and Engage with member content through NCC Share and Learn Forum
- **Competition Portal Button**
 - Enter and pay for competition entries
 - Separate Account Login



Member Area Access Requirements



Must be a current Nevada Camera Club member with Member ID#



Complete the website **Sign Up** form



Provide a valid email address



Receive approval from site administrator



Use approved login credentials (email/username and password)



Maintain an active membership status



Member Area – Password Protected

Sign Up Process

Login Icon can be found on upper right corner of website.

Click **Log In**



This window will pop up

As a new member, you will need to click on **Sign Up** to start the approval process

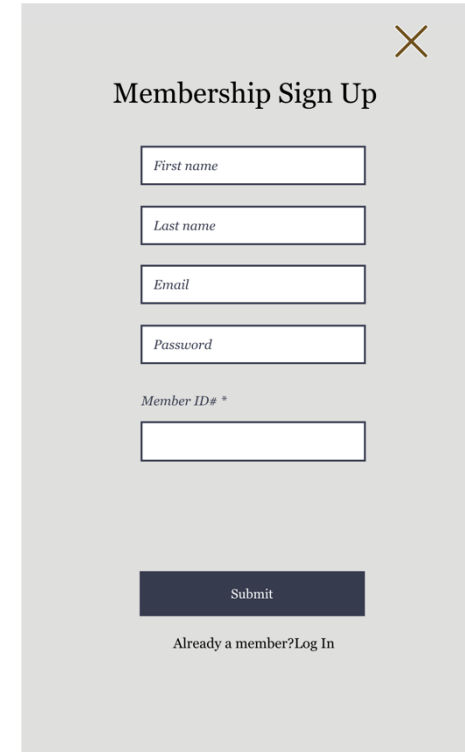
Log In

New to this site? [Sign Up](#)

Email *

Password *

[Forgot password?](#)



Membership Sign Up

First name

Last name

Email

Password

Member ID# *

[Already a member?Log In](#)

After clicking **Sign Up**, this window will appear.

We recommend using the same password for both the member area and the competition portal website for easier access.

Enter the required information in all fields then

Click **Submit**

This will begin the approval process to join the member area

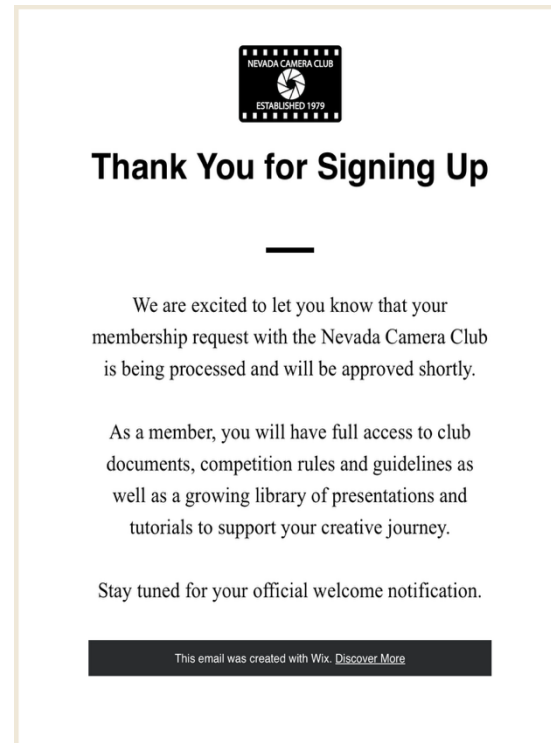


Member Area – Password Protected

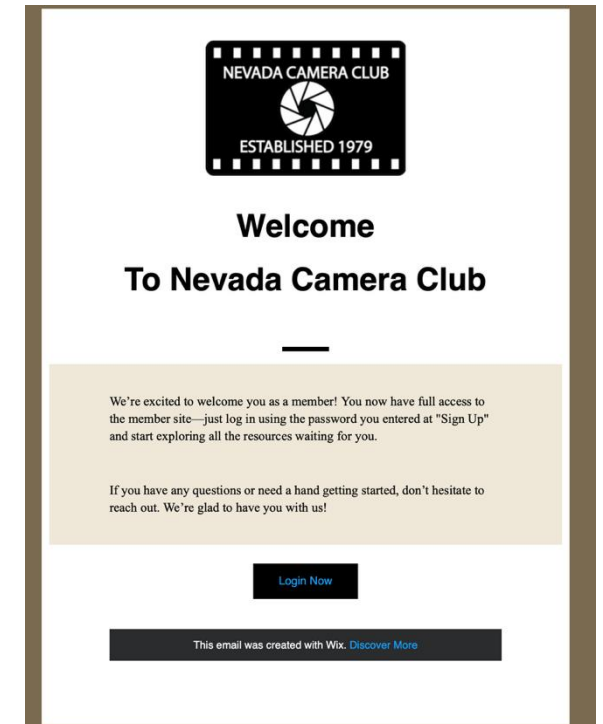
Approval Process

When you click the **Submit** button on the membership Sign Up form, a confirmation email will be sent thanking you and letting you know your request has been submitted for approval.

This approval process helps ensure that only verified members can access **member-only** content.



Once your request has been approved, a second email will be sent welcoming you as a new member and granting you full access to the Member Area.



Member Area – Password Protected

Log In Process to Member Area

Once you receive your approval email, click **Login** button in the message to be taken directly to the website.

From there, click **Log In** in the upper right corner.



Log In window will appear. Enter your email address and the recommended password used when signing up.

Click **Log In**.

Success! You're now a member with full access to all content in the member area.

Note: Save password in your browser for easier access.

Log In

New to this site? [Sign Up](#)

Email

Password

[Forgot password?](#)

Log In



Member Area – Password Protected

Navigation Menu



Once you are logged in, access the Member Navigation Menu by clicking on the down arrow on **Members Only** Menu Item which is visible on every website page

Inside NCC is your hub page, providing access to special announcements, the latest updates, the President's Message, and club activities.


The NCC Resources page provides access to an organized collection of club documents, presentations, tutorials, and articles.

Member Club Activities is a direct link to NCC Club Activities for additional information

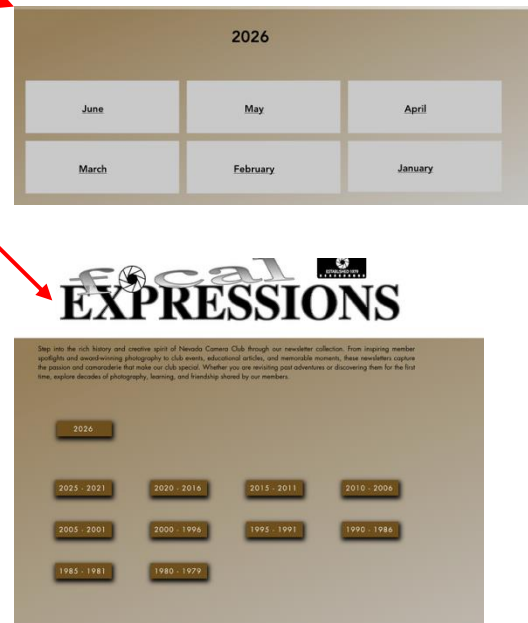
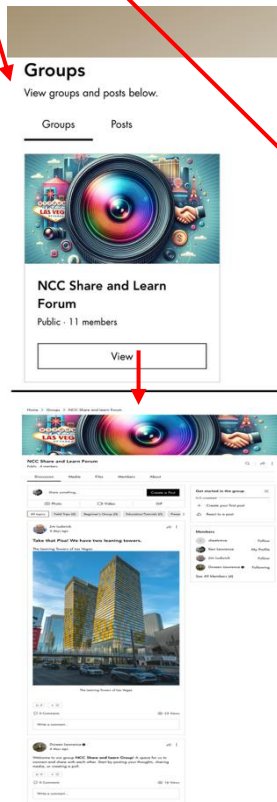
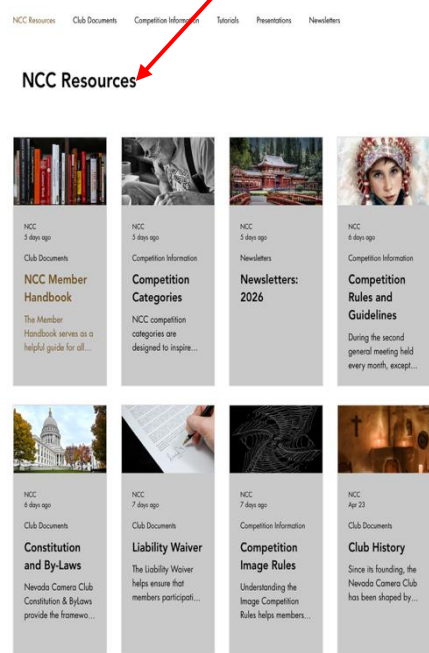
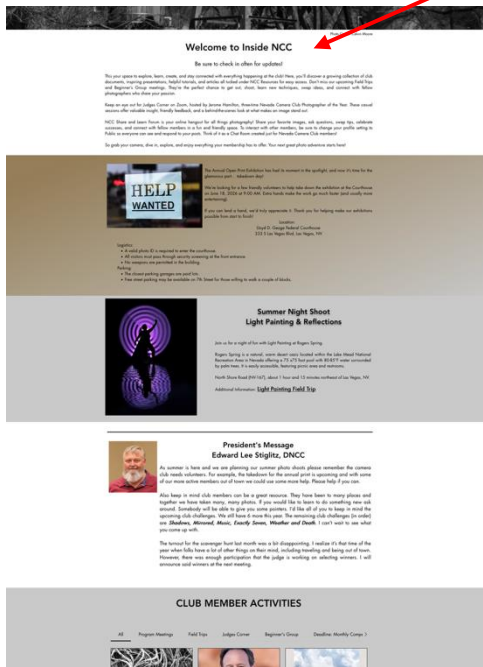
2026 Newsletters- is the collection of Focal Expressions newsletters for the **current** year.

Archived Newsletters - is a collection of all NCC Focal Expressions newsletters from their inception to the present.

NCC Share and Learn Forum - is an interactive online community where members can exchange knowledge, share experiences, ask questions, and collaborate on ideas.



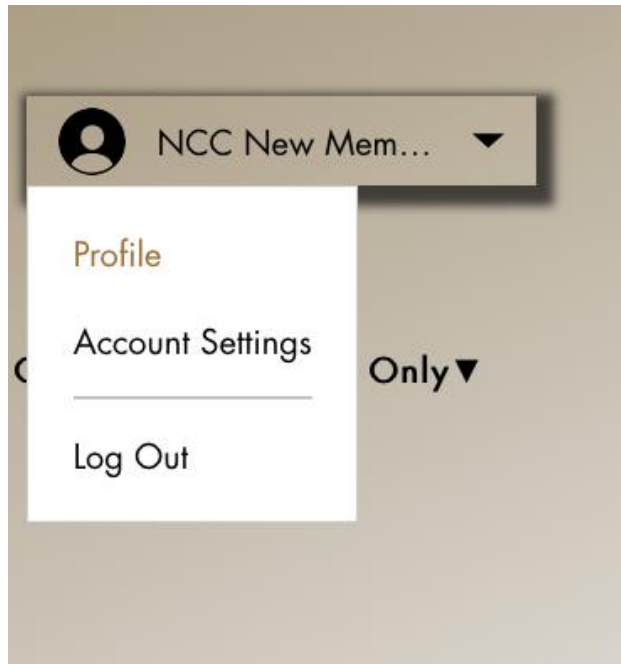
Example Pages for each Menu Item



Member Area - Password Protected

Member **Profile** Page - Example

Fully customizable - Click Edit Profile to Add Bio, Banner Image, add up to 5 images, add URL to personal website and social media links



Profile

Profile

[Edit Profile](#)

Join date: May 18, 2026

About

[Edit](#)

Overview

[?](#)

Hi! I'm *NCC Member* -
I chase light anywhere I can justify carrying too much camera gear and waking up at unreasonable hours. Through my lens, I try to capture the quiet drama and beauty of nature in its purest form... usually while muttering about wind, dust, or how I should learn to use my cell phone to take photographs.



First Name

NCC

Last Name

Member

Phone

Not provided

Member ID#

0

Personal Website:

Not provided

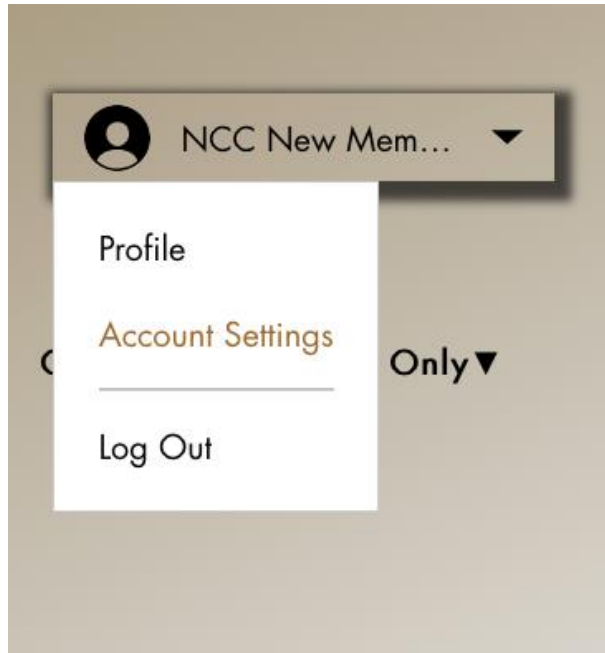
[Facebook](#) Not provided

[Instagram](#) Not provided



Member Area – Password Protected

Member **Account Settings** Page - Example



Account Settings

My Account Settings

Account

Discard

Update Info

View and edit your personal info below.

Display info

This information will be visible to all members of this site.

Display name *

NCC Member

Profile image ⓘ



Title

Personal info

Update your personal information.

First name

NCC

Last name

Member

Phone

+1 702-xxx-xxxx

Member ID#

0000

Personal Website:

|

Member Area - Password Protected

Member **Account Settings** Page - Example (continued)

Note: Your Profile Privacy is set to **Private** by default.

To make your profile visible to other members and join NCC Share and Learn Forum click on **Profile Privacy** and change the setting to **Public**.

Social Links

Facebook

Instagram

Discard

Update Info

Login info

View and update your login email and password.

Login email:
newmember@gmail.com

[Change Email](#)

Password:
•••••

[Change Password](#)

Visibility and privacy

Update your personal information.

Profile privacy



Hide your profile page, and social aspects of your account.

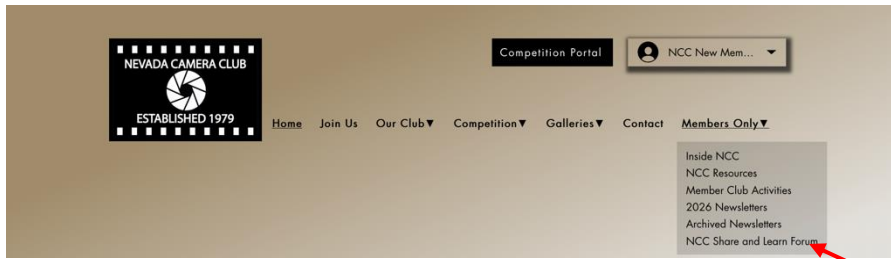
[Make Profile Public](#)

Blocked members



You haven't blocked anyone.



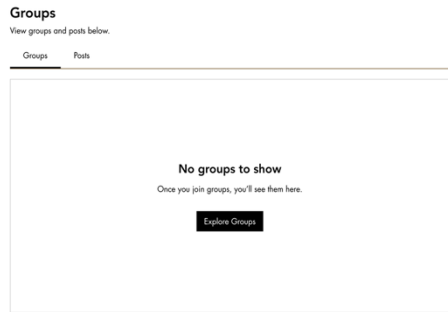


How to Join NCC Share and Learn Forum

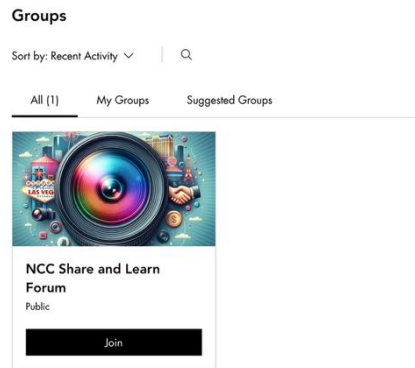
Before using NCC Share and Learn Forum, make sure your Profile Privacy Setting is set to **Public** under Account Settings (*previous page*)

1. Click: NCC Share and Learn Forum

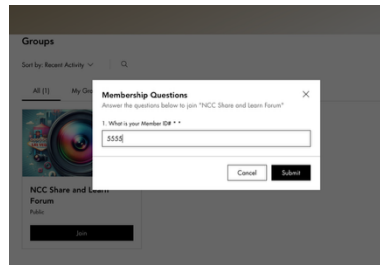
2. Click: Explore Groups



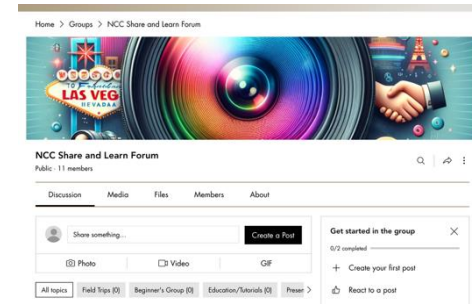
3. Click: Join



4. Enter Member ID
5. Click Submit



6. Success! You are part of the NCC Share and Learn Forum



Member Area - Password Protected

Member **Account Settings** Page - Example (continued)

These notification preferences are set by default and cannot be changed within your account.

Marketing Emails – Default is set to *Unsubscribed*.

These emails are sent through the Nevada Camera Club website and may include announcements about upcoming events, special programs, or club updates.

Note: *At this time marketing emails are not available.*

General, Inbox and Blog sections are set by default and cannot be changed.

Account Settings

My Account Settings

Email notification settings

Choose what you want to get notified about.

Marketing emails

You aren't subscribed to marketing emails [Subscribe Now](#)

General

Updates and reminders

Custom notification

Inbox

New messages

Blog

Posts or comments are liked

Comments on posts

NEVADA CAMERA CLUB
ESTABLISHED 1979

Member Area – Password Protected

Member **Account Settings** Page - Example
(continued)

Setting Account Email Notifications Business Transaction Email

These emails come from the **NCC Forum** and are fully customizable. You can choose how often you receive them and what type of updates you'd like to get—such as replies, comments, or activity in threads you follow.

To help keep your inbox from getting overwhelmed, we recommend adjusting your notification settings similar to the example provided—or turning off notifications entirely if you prefer fewer emails.

Business transactional emails

Social Groups

Group info updated

New member added

New members join

Comments on posts

New posts

New posts from members you follow

New member request status

Weekly summary of posts

Group created or status changes

Member mentioned you

General

An alert by Wix is triggered

Contact is assigned to you



Member Area – Password Protected

Member **Account Settings** Page – Example (*continued*)

Setting Account Email Notifications

Emails come from Nevada Camera Club e-commerce activity, including Events, Payments, Forms, Invoices, Virtual Numbers, and Price Quotes. They are fully customizable.

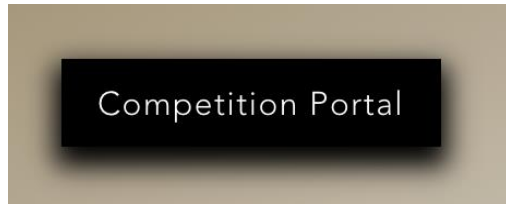
Note: At this time, Nevada Camera Club does not use e-commerce features on this website

We recommend adjusting your settings to match the example provided by turning off all notifications until further notice.

Events	
RSVP confirmation email	<input type="checkbox"/>
Reminder before event starts	<input type="checkbox"/>
Confirmation email with tickets	<input type="checkbox"/>
Event is updated	<input type="checkbox"/>
Event cancellation email	<input type="checkbox"/>
Payments	
Payment notifications	<input type="checkbox"/>
Forms & Payments	
Visitor submits a form	<input type="checkbox"/>
Invoices	
Invoice issued	<input type="checkbox"/>
Virtual Numbers	
Virtual Numbers new voicemail	<input type="checkbox"/>
Price Quotes	
Price quote is accepted	<input type="checkbox"/>



How to Access the Competition Portal Site



From any page on the NCC website, Click: **Competition Portal** Button to enter and pay for competition images.

Note: *There will be two separate login accounts*

1. *Accessing Password Protected Member area of the website*
2. *Entering and paying for competition images*



The Competition Portal is the website where Nevada Camera Club members enter and pay for images submitted to the Monthly Electronic, Print and Annual Competitions.

Members will sign in using their username (or email address) and password. Once logged in, they can upload images, complete their entries, and submit payment securely online.





Dive in and
see what's possible.

Any Questions, contact
info@nevadacc.org

